

Biotinylated Human ACE2/ACEH Protein



Cat. No. ACE-HM401B

Description

Source	Recombinant Biotinylated Human ACE2/ACEH Protein is expressed from HEK293 with His tag and Avi tag at the C-Terminus. It contains Gln18-Ser740.
Accession	Q9BYF1-1
Molecular Weight	The protein has a predicted MW of 86.5 kDa. Due to glycosylation, the protein migrates to 95-110 kDa based on Tris-Bis PAGE result.
Endotoxin	Less than 1EU per µg by the LAL method.
Purity	> 95% as determined by Tris-Bis PAGE > 95% as determined by HPLC

Formulation and Storage

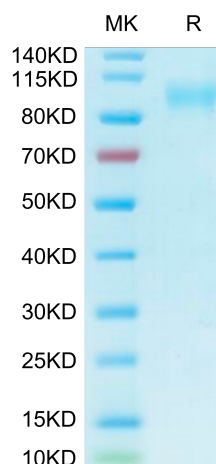
Formulation	Lyophilized from 0.22µm filtered solution in PBS (pH 7.4). Normally 8% trehalose is added as protectant before lyophilization.
Reconstitution	Centrifuge the tube before opening. Reconstituting to a concentration more than 100 µg/ml is recommended. Dissolve the lyophilized protein in distilled water.
Storage	-20 to -80°C for 12 months as supplied from date of receipt. -20 to -80°C for 3-6 months in unopened state after reconstitution. 2-8°C for 2-7 days after reconstitution. Recommend to aliquot the protein into smaller quantities for optimal storage. Please minimize freeze-thaw cycles.

Background

ACE2 (Angiotensin I Converting Enzyme 2) is a Protein Coding gene. Diseases associated with ACE2 include Severe Acute Respiratory Syndrome and Neurogenic Hypertension. The protein encoded by this gene belongs to the angiotensin-converting enzyme family of dipeptidyl carboxydipeptidases and has considerable homology to human angiotensin 1 converting enzyme. This secreted protein catalyzes the cleavage of angiotensin I into angiotensin 1-9, and angiotensin II into the vasodilator angiotensin 1-7.

Assay Data

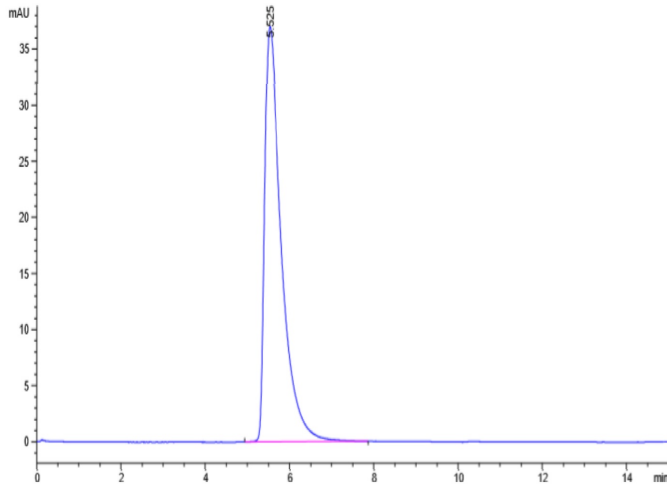
Tris-Bis PAGE



Biotinylated Human ACE2 on Tris-Bis PAGE under reduced condition. The purity is greater than 95%.

SEC-HPLC

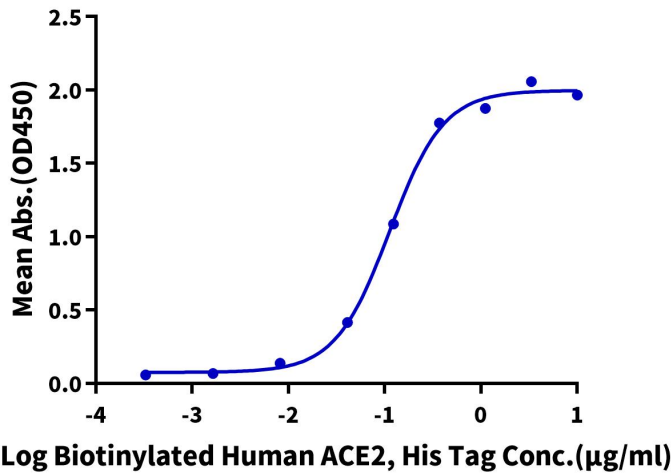
Assay Data



The purity of Biotinylated human ACE2 is greater than 95% as determined by SEC-HPLC.

Biotinylated Human ACE2, His Tag ELISA

0.2µg SARS-COV-2 Spike RBD, His Tag Per Well



Immobilized SARS-COV-2 Spike RBD, His Tag at 2µg/ml (100µl/well) on the plate. Dose response curve for Biotinylated Human ACE2, His Tag with the EC50 of 0.11µg/ml determined by ELISA.